



1 The Westin Tokyo

START



By walk: 5 min

By bike: 2 min




2 Yebisu Garden Place

One of Tokyo's most pleasant cities within the city, where visitors can enjoy not only its modern facilities and conveniences but also the seasonal change of its rich nature.



Ebisu bridge, with its catchy yellow railing



Ebisu East Park



By walk: 5min

By bike: 3min



3 Ebisu Yokocho

A now-popular retro-themed drinking alley full of welcoming, lively food counters

GOAL



By walk: 5min

By bike: 2min



10 Museum of Yebisu Beer

Visitors can just browse the admission-free Yebisu Gallery, or for a modest admission fee, also choose to join the 40-minute Yebisu tour whose participants can enjoy a tasting session of two different types of Yebisu Beers.




7 Daikanyama Tsutaya Books (T-Site)

A book emporium with approximately 150,000 books and magazines, featuring for example its high quality selection of art books. The upstairs Anjin café is also worth a visit.



By walk: 3min

By bike: 2min



6 Kyu Asakura House

Being a fine example of architecture from the Taisho era, this historic and cultural heritage is as an Important Cultural Property designated by the Japanese Government. *¥100 admission for adults, and closed on Monday (Tuesday when Monday falls on a national holiday) and during New Year holidays



Under the Ebisu Station overpass



By walk: 3min

By bike: 1min



By walk: 30min

By bike: 12min

9 Shibuya scramble crossing

The Shibuya crossing, rumored to be the busiest intersection in the world, welcomes visitors to the energy and excitement of Shibuya.



By walk: 7min

By bike: 2min



8 Saigoyama Park

A park with a view of Mt. Fuji on clear winter days.



By walk: 19min

By bike: 10min



By walk: 5min

By bike: 3min

5 Ebisu Shrine

An authentic Shinto shrine amidst urban surroundings. Known as a power spot to Ebisu locals.



By walk: 2min

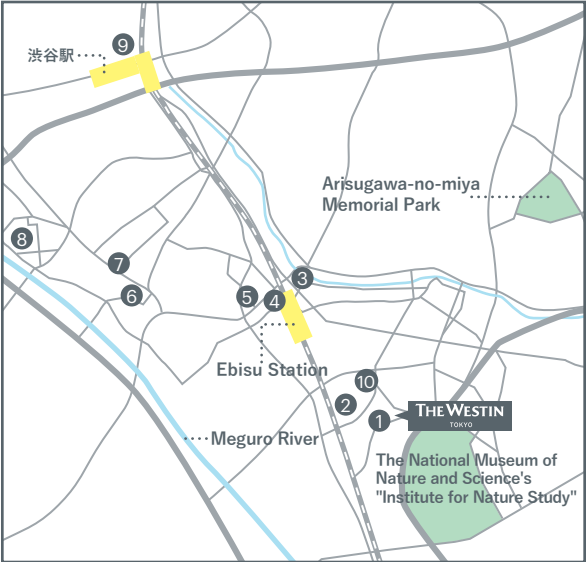
By bike: 1min

4 Statue of Ebisu (Japanese god of fishermen and luck) in front of Ebisu Station West Exit



Ebisu Shopping Street

EBISU/DAIKANYAMA/SHIBUYA AREA MAP



Ebisu Area

- ① The Westin Tokyo
- ② Yebisu Garden Place
- ③ Ebisu Alley
- ④ Statue of Ebisu (Japanese god of fishermen and luck) in front of Ebisu Station West Exit
- ⑤ Ebisu Shrine
- ⑩ Museum of YEBISU BEER

Daikanyama Area

- ⑥ Kyu Asakura House
- ⑦ Daikanyama Tsutaya Books (T-Site)
- ⑧ Saigoyama Park

Shibuya Area

- ⑨ Shibuya scramble crossing

Other places to visit near The Westin Tokyo

Meguro river

One of Tokyo's most popular spots for cherry blossom viewing. The approximately 800 "Somei-yoshino" cherry blossom trees lining up along the river create a spectacular sight. Also an equally ideal setting for appreciating autumnal tints.

Arisugawa-no-miya Memorial Park

A traditional Japanese "Rinsen" style garden with an elegant landscape designed in harmony with the natural hilly terrain. A tranquil setting rarely found in Tokyo, pleasing visitors with spring cherry blossoms, autumnal tints, and various wild birds all year round.

The National Museum of Nature and Science's "Institute for Nature Study"

A beautiful forest park preserving the natural habitats of the Tokyo area. With forests, grasslands, ponds, and wetlands, it is the home of various insects, birds, and other creatures as well as flora.